

DANBY PARISH PLAN

Interpretations of the Parish Plan

QUESTION 1: PLEASE CIRCLE WHICH VILLAGE YOU LIVE IN

Responses were as follows:

- 30% Castleton
- 25% Danby
- 18% Ainthorpe
- 12% Westerdale
- 11% Commondale
- 4% Fryup

QUESTION 2: HOW MANY PEOPLE, INCLUDING CHILDREN, NORMALLY LIVE IN YOUR HOUSEHOLD?

INTERPRETATION: 641 people completed this survey with 7% living on their own.

QUESTION 3: PLEASE ENTER THE NUMBER OF PEOPLE IN YOUR HOUSEHOLD IN EACH GROUP

Interpretation: 12% of the population are of statutory school age; 69% of the population are of working age; 34% of the population are aged 60 or over.

- 3% 0 - 4
- 3% 5 - 10
- 9% 11 - 16
- 5% 17 - 21
- 22% 22 - 39
- 32 % 40 - 59
- 10% 60 - 64
- 15% 65 - 74
- 9% 75+



QUESTION 4: HOW LONG HAVE YOU AND YOUR FAMILY LIVED IN THE PARISH?

Interpretation: These results clearly don't cover the whole population. They are accurate for the member of each household who has lived here the longest not people subsequently born/moved here.

- 13% 0-4
- 9% 5-10
- 9% 11-16
- 13% 17-21
- 17% 22-39
- 22% 40-59
- 10% 60-64
- 7% 65+



QUESTION 5: ARE YOU REGISTERED AS DISABLED?

Interpretation: The Parish needs to address issues regarding disabled access and will need to collaborate with organisations who are best able to guide us in any future development.

- 4% 26

DANBY PARISH PLAN

- QUESTION 6: ARE YOU AT PRESENT EMPLOYED, SELF EMPLOYED ETC:**
Interpretations: Nearly equally divided between those in work (49%) and those not working (51%). Nearly one third (31%) retired. However it has to be remembered that some occupations retire before the age of 60/65 and so this is not a statistic that is easy to interpret.
- 31% Employed
 - 17% Self employed
 - 2% Unemployed
 - 1% Government training scheme
 - 14% Full time education
 - 31% Wholly retired
 - 4% Unwaged wife/husband/partner/carers
- QUESTION 7: WHERE IS YOUR MAIN PLACE OF PAID WORK?**
Interpretations: Of those asked 56% work at home or elsewhere in the Parish the other 44% working outside in various locations. Most of those working outside the Parish travel less than 30 miles to work each day.
- 56% Home based
 - 44% Elsewhere in the Parish
- QUESTION 8: IF YOU ARE IN WAGED EMPLOYMENT, WHAT IS THE BUSINESS OF YOUR MAJOR EMPLOYER?**
Interpretations: 43% work for local government or the public sector, 14% in retail and 11% in Tourism and 4% employed in agriculture.
- 43% Local Government/Public sector
 - 14% Retail/service industry
 - 11% Tourism e.g. hotels, catering, BB
 - 11% Construction
 - 9% Manufacturing
 - 4% Agriculture
 - 4% Transport/communications
 - 2% Financial services
 - 2% Food processing
- QUESTION 9: IF YOU ARE IN WAGED EMPLOYMENT, DO YOU WORK.... FULL-TIME (MORE THAN 30 HRS WK), PART-TIME (15-30) OR PART-TIME (LESS THAN 15HRS)?**
Interpretation:
- 68% Full time
 - 24% Part time (15-30)
 - 8% Part time (less than 15)
- QUESTION 10: IF YOU ARE SELF-EMPLOYED, WHAT IS YOUR MAIN BUSINESS?**
Interpretation: Nearly half the self-employed are working in agriculture, which is hardly surprising as this is a rural Parish; this percentage is interesting when read in relation to Question 8 where only 4% are employed in agriculture. However as a percentage of the total population less than 7% are employed in agriculture. A further 23% are involved in service or retail.

DANBY PARISH PLAN

- 48% Agriculture
- 23% Retail/service industry
- 11% Tourism
- 9% Construction
- 4% Food processing
- 3% Financial services
- 1% Manufacturing
- 1% Transport/Communications

QUESTION 11: IF YOU ARE SELF-EMPLOYED DO YOU WORK FULL-TIME (MORE THAN 30 HRS WK), PART-TIME (15-30) OR PART-TIME (LESS THAN 15HRS)?

- Interpretations:
- 69% full time
 - 15% part time (15-30)
 - 16% part time (less than 15)


QUESTION 12: IF YOU ARE NOT IN EMPLOYMENT, HOW LONG HAVE YOU BEEN LOOKING FOR WORK?

- Interpretations: These figures show that a large part of our community is not actively seeking employment.
- 72% not looking for work
 - 8% less than 6 months
 - 8% 7 – 12 months
 - 4% 13 – 24 months
 - 8% more than 24 months

QUESTION 13: HOW MANY CARS ARE THERE IN YOUR FAMILY?

Interpretations: Analysing the results from the Parish Plan Survey, only two households are without cars and 245 households have one or more cars. This indicates that the residents of the Parish are well served with personal transport. However, looking at the earlier information it can be seen that while approximately 9% of householders in the Parish live alone, 48% of households only have one, or no, car. Thus it can be inferred that 39% of households in the Parish can be left without personal transport.

<i>No of cars in family</i>	<i>No of families</i>
0	2
1	117
2	106
3	14
4	5
5	3



Action: To encourage awareness of alternative means of transport, not only for those who cannot access cars (those unable to drive, or whose household do not own a car), but also to those parishioners who are without the use of the “household” car for any length of time.

DANBY PARISH PLAN

QUESTION 14:

Interpretations:



WHAT IS YOUR MAIN MEANS OF TRANSPORT TO WORK, TRAINING OR STUDY?

73% of the people use cars/vans as their main means of transport. 10% of parishioners use the train as their main means of transport and finally only 2% use the local bus services as their main means of getting to work, training or study. When taking in to account the standard of services in the Parish in the results for Question 29, 16% are dissatisfied with the roads and 36% satisfied. For winter weather service 26% were dissatisfied and 41% satisfied. However, since the survey forms were returned, there have been further cut backs with gritting only being carried out on steep banks and corners.

Although only 10% of people used the trains, they are significant in that not many rural communities now have such a facility. The train is essential for school runs. This is one of the most scenic lines in the country with its Heartbeat and Captain Cook connections. Also only 2% used the local buses, which link the Parish together and provide a rotating service to the major towns nearest the Parish.

- 73% Car/Van
- 10% Train
- 8% Walking
- 2% Public bus
- 2% Private bus
- 2% Motor cycle/scooter/moped
- 2% Other
- 1% Bicycle

Action:

To ensure the relevant authorities maintain and repair the local highways to a high standard. This should be coupled with methods of encouraging people who travel to a fixed destination each working day, which is served by public transport, to use the public transport option. Also to encourage the development (or study the feasibility of) an integrated transport system encompassing the Parish.

To ask the Parish Council to continue to work with Highways to ensure continuation of a high level of service, both generally on road repairs and specifically on roads winter service. To send Parish Plan to Neil Buxton (railways), Bill Brakel (NYMNP moors bus) and Ian Pearson (North Yorkshire County Council) for use as a resource in the planning of public transport for the Parish.

QUESTION 15:

DO YOU, ON A REGULAR BASIS, EXPERIENCE ANY OF THE FOLLOWING LOCAL TRANSPORT DIFFICULTIES?

Poor public transport



Bus/trains don't fit with work hours.

DANBY PARISH PLAN

Interpretations: The greatest difficulty facing respondents to the Parish Plan survey was ungritted roads, with 32% feeling that the service was below expectations. Since this is at odds with the replies to Question 29, it must be assumed that the complaint arises from the large number of rural roads in the Parish that are simply not gritted at all.

The second greatest difficulty was the timing of the train and bus services within the Parish and to 'out of Parish' destinations, with 30% finding these inconvenient. From the comments section of this question, the problem appears to be with inconvenient timings during shopping hours and also commuter services in the early morning and evening.

Looking at the comments section, it is plain that the Parishioners view the local train service mainly as a connection to nation rail and air links (main line services at Darlington, and airport services to Teesside and Manchester), while many people see the bus services as a shoppers link to local towns, even though only 2% of people use these services at present.

Residents also complain about the total lack of signed bus stops and, if you are new to the area or a visitor, it is very difficult to know where the buses stop and where the timetables are for the services running.

- 32% Ungritted roads
- 20% Timing of trains
- 12% Unreliability of trains
- 10% Timing of buses
- 9% High cost of public transport
- 7% Lack of bus timetable information
- 4% Access to train station
- 4% Lack of timetable information
- 2% Unreliability of buses

Action: To press the local authorities to extend the gritting schedule to rural roads that, while small, are essential transport arteries in the Parish, possibly by using grants to local farmers to carry out the gritting, or other innovative schemes. To work with the providers of train and bus services to extend timetables to make them more convenient to shoppers and business commuters. To try and ensure that the local services are properly timetabled to connecting national rail and air services. Finally to investigate the better and clearer signposting of bus stopping points and bus & train timetables. See Question 14 action also.

QUESTION 16: ARE YOU AWARE THAT THERE IS A GOOD NEIGHBOURS COMMUNITY TRANSPORT VOLUNTEER CARE SCHEME AVAILABLE?

QUESTION 16A: WOULD YOU USE A COMMUNITY TRANSPORT MINI BUS SERVICE?

Interpretations: 54% of people were not aware of the Volunteer car scheme but 19% (42 people) would be prepared to volunteer as drivers in the car or mini bus

DANBY PARISH PLAN

service. 29% (145 people) of respondents would be keen to use the community mini bus service. This is an under advertised service and these figures could change once we have raised the awareness of this scheme.


- 81% Would not volunteer as a driver
- 71% Would not use community mini bus
- 54% Unaware
- 46% Aware
- 29% Would use community mini bus
- 19% Would volunteer as a driver



Action: Raise awareness of this useful community service, and encourage the extension to a service using minibuses in addition to private cars.

Inform John Gregory at Church House Whitby of the results so that he can take this forward with interested groups.

QUESTION 17: ARE PUBLIC PARKING FACILITIES IN THE PARISH ADEQUATE?



Interpretations: All four villages have problems with parking, particularly at weekends and holidays. Castleton is particularly congested due to service deliveries and residents not having access to off street parking. 53% of respondents have problems parking indicating that facilities are inadequate. Looking at the comments section of this question it can be seen that over 50% of the named locations of parking difficulties are in Castleton village – mainly in the high street; where on street parking has to be shared between locals, visitors and delivery lorries. Danby comes second with 20% of the locations for parking difficulties, mainly around the Doctors’ surgery and the crossroads.

- 53% No
- 32% Yes
- 15% No opinion

Action: To identify areas where specific types of parking provision are required which will enable pressure to be taken off from the village centres which are currently overused by all categories of parker (locals, tourists, shoppers & deliveries). Inquire if the Danby Village Hall parking facility can be used as a village car park at times when there are no activities taking place and advertise this.


Highways, Police and NYMNP should be involved. Better signing of parking for walkers at the top of Castleton. Ramblers association, NYMNP, village caretaker, shops, hotels etc should make visitors aware via leaflets.

DANBY PARISH PLAN

The Co-op could be asked to help with parking arrangements i.e. very early or very late deliveries, for delivery wagons as this causes congestion on a daily basis in Castleton. Where specific problems highlighted in Parish Plan community consultation should be held to find a solution in each of the villages.

QUESTION 18:

DO YOU THINK THERE ARE ANY MAJOR 'DANGER SPOTS' ON THE ROADS IN THE PARISH AND IMMEDIATE AREA?



Interpretations:

Numerous danger spots were identified with 67% answering yes to this question. Unsurprisingly, blocking due to poor parking facilities in Castleton and Danby villages contribute to black spots locations. In addition to these it is important to point out that many people feel that the junctions to the A171 at Lockwood Beck (Castleton road-end) and Danby road-end are also major danger spots. It is worth noting that a few people have indicated that it is drivers that cause the problem and not the cars or the roads.

67% Yes
19% No
14% No opinion

Action:

To work with NYCC and SBC highways departments in raising awareness of local accident danger spots and find ways of making them safer.


Parish plan to be made available to Highways and Police with key issues highlighted. Parish Council to be pressed to continue the quest with Redcar and Cleveland Council to get improvements made to Lockwood Beck and Danby Junction on the A171.

QUESTION 19:

DURING THE FOOT AND MOUTH CRISIS A TEMPORARY CATTLE GRID HAS BEEN INSTALLED IN CASTLETON NEAR THE ESKDALE PUBLIC HOUSE. SHOULD IT BE MADE PERMANENT?

Interpretations:

63% of those answering the questionnaire are in favour of a temporary cattle grid installed in Castleton near the Eskdale Public House. Since the survey it has been agreed to place a cattle grid on the road approaching Castleton and the Eskdale Public House.



This may indicate a support for strategic cattle grids to control sheep/slow down traffic.

63% Yes
37% No

DANBY PARISH PLAN

Action: Investigate further the need for cattle grids in other parts of the Parish by working with local residents, National Park, Parish Council and Farmers.

QUESTION 20: IS SPEEDING TRAFFIC A PROBLEM IN THE PARISH?



Interpretations: 64% considered speeding a problem in the Parish. There was a varied mix of comments for question 20a.

- 64% Yes
- 23% No
- 13% No opinion

Action: To work with the Police and NYCC and SBC highways departments in raising awareness of local speeding problems and find ways of reducing speeding throughout the Parish.

Press for the provision of “hypothecated” speed camera signs (where the sign indicates that portable speed cameras *may* be in use). Press local authorities to increase the priority of Castleton Traffic Calming Scheme to reduce speeding through the village.

QUESTION 21: HOW WOULD YOU LIKE TO SEE THE PROVISION OF STATUTORY AGE (5YRS-16YRS) EDUCATION IN THE PARISH DEVELOPING IN THE FUTURE?

Interpretations: There was no clear indication for either a signification change or retention of the present situation.

QUESTION 22: DOES THE PARISH NEED DEVELOPMENT OF ANY OF THE FOLLOWING FACILITITES?

Interpretations: Allowing for weightings on preferences 26% of those answering were in favour of seeing adult learning activities within the Parish, 25% wanting after school clubs for their children and 23% wanting a holiday play scheme. This can be interpreted as the community wanting to see a wider range of social activities within the Parish.

For example adult-learning classes could be provided within the village halls. From the number of locally advertised events, Castleton Village Hall already makes good use of the time and space of the existing building. From its appearance the Danby Village Hall seems to be in need of modernisation as commented in question 48a “Modernisation of Danby Village Hall” and this could lead to greater usage. The community could look at what kind of adult learning is required/desired. The curriculum within this field is vast and perhaps taster sessions could identify specifically what is wanted/needed. The courses could contain activities such as information technology, languages, dancing classes etc. Local people with skills could be recruited to operate classes in village halls

DANBY PARISH PLAN

(and/or proposed Abbeyfield centre). If developed the hall will need to keep in mind young people and provide a safe area in which to enjoy play activities. We need to keep in mind issues of access in relation to the Disability Discrimination Act.

12% indicated a need for a Nursery School; 6% more registered childminders; 4% a playgroup; 4% full day care.

The above indicates a possible need for more facilities for young children within our community. It is important that the young of our community are encouraged to play together and socialise. Many of these services are provided outside the Parish and therefore parents need to access them elsewhere, taking with them vital income the Parish can ill afford to lose. These figures show some families unsupported in this way within the Parish. Families may need two jobs to stay in the area and need childcare or the sheer isolation of where parents live may mean that provision of facilities reduce loneliness for parents and children alike. We need to encourage support for both child activities and adult learning where the Parish can encourage community growth. Links can be made between adult learning and retraining thereby creating employment in this area so that those wishing to enter into the childcare profession can be supported via accreditation from the adult education element.

- 26% Adult Education
- 25% After School Clubs
- 23% Holiday Play Scheme
- 12% Nursery
- 6% More registered child minders
- 4% Playgroup
- 4% Full day care



Action:

To identify site(s) for development of an adult learning centre, after school clubs and holiday play schemes. These activities could possibly share the same building but a feasibility study would need to be carried out. The development would preferably be in an existing building and must be in keeping with the area. Identify providers of such activities and liaise with them regarding the possibility of setting up Internet Access, links with schools and/or local independent organisations as to the possible curriculum for adult learning.

To consult with Parish Council and NYMNP to seek support and help in accessing funding to modernise outdated village halls. Investigate further regarding providers of adult learning and find out the cost of setting up and likelihood of securing funding to see these activities develop.

Consultation with people such as local Health Visitors could identify the possibility of organising child activities. Find out if any organisation exists

DANBY PARISH PLAN

within the Parish that could provide guidance and/or any individual(s) wishing to retrain in this area.



QUESTION 23: IS THERE A NEED FOR MORE ACCOMMODATION OF THE FOLLOWING TYPES IN THE PARISH?

QUESTION 23A: HAS ANYONE IN YOUR HOUSE BEEN AFFECTED BY LACK OF APPROPRIATE HOUSING?



Interpretations: 23% indicated a support for affordable housing within the Parish. There are a number of comments, which reflect the fact that young local people are unable to buy local property due to the high prices, however there are some comments, which reflect opposition to further developments of subsidised accommodation. 15% were in favor of restricted sale to local people which when added together with the earlier figure gives 38% who support accommodation that would stop the migration of young people away from the Parish. 9% indicated that there was no need for any of the suggested accommodation types.

It must be noted that 90% were not affected either directly or indirectly with affordable housing when asked, “if anyone in your household had been affected by lack of appropriate housing” against 10% that were affected. Comments were made in reference to a number of young people who have had to leave this area due to their inability to afford local housing.


<i>Need for Accommodation:</i>		<i>Lack of housing:</i>	
23%	Affordable housing	90%	No
15%	Restricted sale to local people	10%	Yes
13%	Sheltered housing		
13%	Local authority/housing assoc. rented		
9%	There is no need for any of the above		
8%	Private rented		
5%	Owner occupied		
3%	Adapted housing		
3%	Business		
3%	Retail property (shops)		

DANBY PARISH PLAN

1% Holiday cottages

Action: To investigate further strategies to increase the availability of affordable accommodation within the Parish for local people.

QUESTION 24: IN TERMS OF ACCESSIBILITY DO YOU EXPERIENCE ANY DIFFICULTIES USING THE PAVEMENTS OR COMMUNITY BUILDINGS IN THE PARISH?



Interpretations: 89% didn't experience any difficulties using the pavements or community buildings. However 11% answering this question did have difficulty. For this question the size of response is not as relevant as there should not be paths or buildings that are inaccessible to the old, the disabled, parents with young children and anyone else with mobility issues. When studying the comments under question 24a the responses are quite clear and repeated "difficult" spots have been named.


89% No
11% Yes

Action: To support sustainable footpaths where the safety of people living and visiting in the Parish is at risk. Review specific critical areas around schools, local businesses and public buildings. Liaise with disabled organisations such as Disabled Access Group (DAG) to ask for guidance on practical solutions for those who are disabled so they can access services and facilities.

To identify further the need for safe walking areas within our Parish with particular attention to those areas deemed a high populated area for the elderly and children such as walking to and from schools and getting to and from local businesses and public buildings and look at ways to rectify this.

QUESTION 25: DO YOU HAVE DIFFICULTY IN GETTING TO THE FOLLOWING?

QUESTION 26: HAVE YOU HAD PROBLEMS WHEN USING ANY OF THE FOLLOWING SERVICES WHICH COVER THE PARISH IN THE LAST YEAR?



Interpretations: There was a lack of response to both questions which might indicate a high overall satisfaction with **getting** and **using** these services, or people not needing them and therefore didn't have an opinion. In question 25 the main dissatisfaction was the access to the Chiropodist with 14 having difficulty in **getting** this service. Whilst in question 26, 21 had problems

DANBY PARISH PLAN

using this service. However we understand this issue is being addressed at the moment.

Many comments to both questions suggest difficulty in *getting to* services such as dentists, hospitals and clinics outside the Parish. Change in local public transport could only have a marginal effect for such journeys (e.g. to Middlesborough). Remedies might include promoting the Good Neighbour Scheme or a village minibus to travel to and from services (e.g. Railways, Guisborough, Whitby etc). Other comments are supportive of the services we have and there is a desire to keep them within the Parish and at or above current levels.

<i>Getting:</i>		<i>Using:</i>	
20%	Chiropodist	80%	Chiropodist
17%	Dentist	12%	Doctor
17%	Hospital	8%	Home help
16%	Optician		
11%	Doctor		
10%	Chemist		
9%	Day hospital care		

Action: Continue to give support to those services within the Parish that are readily available and offer to look to extending services. To investigate further the possibility of help in transport to and from services possibly through the Good Neighbour’s scheme or a village mini bus. To find out the possibility of better public transport to services outside the Parish.

QUESTION 27: WOULD YOU SUPPORT THE PROVISION OF THE FOLLOWING IN THE PARISH?

We fully support the Abbeyfield project



Much need for these provisions so local people can stay in the area

Interpretations: 41% supported Sheltered Housing with Residential Warden followed by 30% interested in a Day Care Centre and 29% in a Residential Accommodation with Housekeeper. Therefore there is evidence of support expressed for local facilities for care for the elderly. There is a need to support the elderly in wanting to stay within the community in which they have lived so they can continue to play an active part in the life of the Parish. It is vital that the Parish continues to support residential accommodation for the elderly. The EMAE report “60 Years in Moorland Yorkshire and Care Plan for Older People in the Upper Esk Valley” can be viewed as support for such a venture.

41%	Sheltered Housing with Residential Warden
30%	Day Care Centre
29%	Residential accommodation with housekeeper

DANBY PARISH PLAN

Action: To support the proposed Abbeyfield Project, which will cover the needs for the provision of elderly care within the Parish. To investigate further any support that would be required to get the project started, developed and completed. Consult with the chair of Abbeyfield and offer support in planning and eventually building of the project.

QUESTION 28: **THE LOCAL DOCTORS'S SURGERY LACKS SPACE TO ADEQUATELY FULFIL ITS PRESENT REQUIREMENTS. WOULD YOU SUPPORT AN APPLICATION TO EXTEND THE BUILDING?**

Interpretations: There was a clear response to this question with 95% showing support for an application to extend the building and only 5% objecting. This question could be closely linked with questions 25 and 26 where 11% of people had difficulty in *getting* to the Doctor and 12% had problems *using* the Doctor service. Both these figures shows a small percentage of people having some sort of problems using this service which indicates that the Doctors service within the Parish was of a high standard with comments backing this up.

95% Yes

5% No

Action: To support the local surgery in its plans for expansion. To investigate further the services which this expansion will improve.

QUESTION 29: **HOW DO YOU RATE THE STANDARD OF THE FOLLOWING SERVICES IN THE PARISH?**

Interpretations:

Service	Very Good	Good	Average	Poor	Very Poor
Mains Water supply	109 (26%)	184 (44%)	82 (20%)	28 (7%)	14 (3%)
Mains electricity supply	86 (18%)	200 (42%)	127 (26%)	57 (12%)	11 (2%)
Refuse collection	176 (36%)	197 (40%)	88 (18%)	13 (3%)	15 (3%)
Street lighting	47 (11%)	127 (29%)	143 (32%)	83 (19%)	40 (9%)
Public toilets	61 (13%)	169 (37%)	142 (31%)	57 (13%)	25 (6%)
Roadside care/street cleaning	94 (20%)	155 (32%)	143 (30%)	63 (13%)	22 (5%)
Winter weather service (snow clearing)	67 (14%)	133 (27%)	158 (33%)	81 (17%)	45 (9%)
Roads	26 (6%)	140 (30%)	224 (48%)	57 (12%)	17 (4%)
Footpaths	19(4%)	160 (36%)	192 (45%)	45 (10%)	23 (5%)
TV reception	80 (17%)	144 (31%)	147 (31%)	57 (12%)	40 (9%)
Radio reception	62 (13%)	131 (28%)	168 (36%)	68 (15%)	37 (8%)
Mobile telephone	15 (4%)	50 (12%)	71 (17%)	119 (29%)	158 (38%)
Fire service	176 (42%)	179 (44%)	42 (10%)	12 (3%)	6 (1%)
Police station (Whitby)	19 (5%)	51 (14%)	120 (31%)	108 (29%)	78 (21%)
Police (Emergency)	8 (2%)	36 (11%)	112 (35%)	89 (28%)	78 (24%)
Police (Local Area Officer)	5 (2%)	34 (11%)	95 (29%)	82 (26%)	105 (32%)
Ambulance (emergency)	28 (9%)	113 (35%)	98 (30%)	59 (18%)	27 (8%)
Hospital (transport)	14 (5%)	76 (28%)	125 (47%)	37 (14%)	15 (6%)

DANBY PARISH PLAN

Very good and good represents satisfied. Very poor and poor represent dissatisfied.

Mains Water Supply :

Satisfied: 70%
Dissatisfied: 10%



Mains electricity supply:

Satisfied :60%
Dissatisfied: 14%



Refuse collection:

Satisfied: 76%
Dissatisfied: 6%



Street lighting:

Satisfied: 40%
Dissatisfied: 28%



Public toilets:

Satisfied: 50%
Dissatisfied: 19%



Roadside care:

Satisfied: 52%
Dissatisfied: 18%

Winter weather service:

Satisfied: 41%
Dissatisfied: 26%

Roads:

Satisfied: 36%
Dissatisfied: 16%



Footpaths:

Satisfied: 40%
Dissatisfied: 15%



TV reception:

Satisfied: 48%
Dissatisfied: 21%



Radio reception:

Satisfied: 41%
Dissatisfied: 23%



DANBY PARISH PLAN

Mobile telephone:

Satisfied: 16%
Dissatisfied: 67%



Fire service:

Satisfied: 86%
Dissatisfied: 4%



Police (Whitby):

Satisfied: 19%
Dissatisfied: 50%



Police (Emergency):

Satisfied: 13%
Dissatisfied: 52%

Police (Local):

Satisfied: 13%
Dissatisfied: 58%

Ambulance (emergency):

Satisfied: 44%
Dissatisfied: 26%



Hospital (transport):

Satisfied: 33%
Dissatisfied: 20%

Satisfaction was expressed with the following services: mains water supply, mains electricity supply, refuse collection, public toilets, roadside care, fire service.

Dissatisfaction was expressed with the following services: mobile telephone, and all police services. What is significant with the responses on the Police was the low number of people who felt able to respond. In fact some people wrote comments to the effect that they didn't know we had any local policing. Clearly this is an issue of major concern for the Parish and demands immediate attention.

QUESTION 30:

ARE YOU AWARE THAT NEIGHBOURHOOD WATCH SCHEMES OPERATE IN THE PARISH?



Interpretations:

69% were aware that Neighborhood Watch schemes operate within the Parish. 31% were unaware or had seen notices but didn't know anything else about them. Although 69% of those answering the questionnaire

DANBY PARISH PLAN

where aware of the scheme it is felt that **all** the residents within the Parish should have an opportunity to join one of the many schemes in existence. It would be prudent to advertise this service more widely to give maximum exposure thereby increasing the membership of these schemes. **This is especially important in the light of results from question 29, which indicates a lack of police enforcement in the area.**

69% Yes
31% No

Action: To support advertising to increase awareness and membership of the schemes that are already available within the Parish. Provide statistics to local organizers. To urge the police to organize events so that awareness can be raised about such schemes and to deliver advice on securing homes and property.

QUESTION 31: HOW OFTEN DO YOU USE THE FOLLOWING RETAIL BUSINESS/SERVICES?

Interpretations: The figures make grim reading for some businesses. Reference to comments shows a range of reasons why local people shop elsewhere. These include price, variety, choice and the fact that people shop on their way home from work.



		Daily	Weekly	Monthly	Occasionally	Never
Danby	Post Office	14%	29%	6%	27%	24%
	Bakers	6%	32%	12%	33%	17%
Castleton	Post Office	5%	36%	14%	34%	11%
	Village stores	15%	43%	11%	22%	9%
	Coop	14%	50%	15%	17%	4%
	Grange	2%	31%	19%	31%	17%
	Bank	3%	27%	16%	19%	35%
	Tea rooms	0%	3%	7%	29%	61%
	Butcher	1%	14%	6%	25%	54%
Mobile	Hairdresser	0%	4%	13%	15%	68%
	Library	0%	4%	16%	11%	69%
	Fish & chips	0%	9%	8%	31%	52%
Pub/Restaurant (any)	5%	29%	20%	35%	11%	
Recycling facilities	1%	24%	32%	22%	21%	

QUESTION 31A: IF YOU DON'T USUALLY SHOP IN THE PARISH, WHY NOT?



Interpretations: This should make interesting reading for the owners of the retail businesses in the Parish. The most common comments were lack of choice, and the impression that goods were cheaper in the Supermarkets. Many respondents said that they would like the opportunity to buy 'organic'

DANBY PARISH PLAN

produce. This may be an opportunity for shops and local producers to find niche markets.

Action: Businesses within the Parish could look to a promotional campaign pointing out that it is not always the case that supermarkets are always cheaper. Clearly there is a difficult challenge for local businesses to be sustainable yet provide the kind of service that will see local people increase usage. Explore opportunities for local produce and organic products.

QUESTION 31B: ARE THERE ANY OTHER BUSINESSES/SERVICES THAT YOU WOULD LIKE TO SEE IN THE PARISH?

Interpretations: There were many varied suggestions here but some common themes came through such as:

Taxi Service
Restaurant / Takeaway Service
Farmer's Market
Shop In Westerdale
Sports Centre
Fresh Fish Shop
Internet Services
Chemist

This may be useful for entrepreneurs who may be thinking of setting up such businesses in the Parish.

QUESTION 32: WHAT, IN YOUR OPINION, WOULD HELP EXISTING LOCAL BUSINESSES IMPROVE AND/OR NEW BUSINESSES START UP?

Interpretations: Responses included:

Better Parking
Business Rates Reduction
Small factory units / workshops (Though the group recognises that this has already unsuccessfully been tried in Castleton)
Sell Local Produce
Financial Aid for crucial services and supplies
Encourage more tourism
Relax planning regulations and more local Support

Also for new businesses the suggestions were:

Business Rates Reduction
More grants to help start up businesses
Relax Planning Regulations for businesses

There was strong support for business rates to be altered to allow local businesses to start, grow and flourish.

DANBY PARISH PLAN

QUESTION 33: IF SHOPS IN THE PARISH WERE TO SELL LOCALLY PRODUCED PRODUCTS WOULD YOU BUY THEM?



Interpretations: 94% said that they would like to buy local produce. Most respondents listed nearly all items of food, (Meat, game, vegetables, fruit, jams, pickles, dairy products, eggs, fish, honey, Botton village products, and mushrooms). Local producers/businesses may benefit from paying attention to the suggestions given in order to attract local people into their shops. Obviously a large promotional campaign would need to be undertaken by the retailers and the producers in order for this to be a success.

Business and marketing advice and co-ordination of selling local produce perhaps through local shops etc is one way to get something positive up and running. Stonehouse Bakery is an example of a successful relatively new business venture within the Parish and perhaps there is something to learn from their marketing methods.

- 94% Yes
- 6% No

QUESTION 34: WOULD YOU BENEFIT FROM INFORMATION AND ADVICE ON?

Interpretations: With hindsight it would have been better to ask people to specify whether the grants and funding opportunities were for business or domestic purposes. This could also be said of planning. It is possible that the 16% wanting diversification/business development advice could correlate with the 17% self employed (see question 6). It is possible that the 22% wanting local training could have their needs met by improved local education facilities (see question 22).

- 29% Grants/funding opportunities
- 22% Local Training (stonewalling/hedging/country crafts)
- 20% Planning
- 16% Diversification/Business development
- 7% Filling in forms
- 6% Marketing

QUESTION 35: WHERE DO YOU USUALLY GET INFORMATION ABOUT EVENTS TAKING PLACE IN THE PARISH?

QUESTION 36: IS THE AMOUNT OF INFORMATION AVAILABLE ABOUT WHAT'S GOING ON IN THE PARISH....?

QUESTION 37: TO IMPROVE INFORMATION AND COMMUNICATION IDEAS DOES THE PARISH REQUIRE A.....?



DANBY PARISH PLAN

Interpretations: 25% of those answering Question 35 indicated that the way they acquire information usually takes place is by Word of Mouth followed by 20% getting information from Notice Boards. Although Word of Mouth seems to be the way we get our information there is a danger that the information being passed may not be correct. Although 20% said they got their information from Notice Boards we could speculate that if we had better access to them the accuracy of information would be higher as many more people would be able to **accurately voice** information. If we take into account the results in Question 36, 42% of people said the amount of information that was available was good and 41% said it was average. This is a massive 83% of people indicating that information about events taking place in the Parish was **Average to Good**. We could argue that with such high figures the Parish is well informed and doesn't need to change the way we get information or the amount of information available to us. However when looking at the results in Question 37, 44% of people would be in favour of improved information and communication through a Newsletter and 88 (18%) in favour of a Free Paper. This shows 62% of people interested in improvements to our local information and communication system.

Other results indicated interest in: Directory of local services 15%, Website 15%, Local Radio 2%.

<i>Question 35</i>		<i>Question 36</i>		<i>Question 37</i>	
25%	Word of mouth	42%	Good	44%	Newsletter
20%	Notice boards	41%	Average	18%	Free paper
18%	Parish magazine	10%	Very Good	15%	Website
16%	Local paper	6%	Poor	15%	Directory of local services
15%	Post office/shop	1%	Very poor	6%	More notice boards
6%	Pub			2%	Local radio

Action: To improve the accuracy of information and communication within the Parish by supporting a Newsletter and/or Free paper, Directory of Local Services and Website.

Investigate further any individual, local organisations or community groups interested in achieving this action. This could be in conjunction with the Parish Council and/or public bodies such as the NYMNP so that we could seek funding for such ventures. Information included in the Newsletter must be diverse enough to advertise local community groups and local businesses. Ideally locals for the local community could run all these ventures.

Make Notice Boards accessible for **all** including for those in wheelchairs and who have difficulty in climbing steps to get the information from them.

DANBY PARISH PLAN

QUESTION 38: HOW OFTEN DO YOU USE THE COMMUNITY BUILDINGS?

QUESTION 39: WOULD YOU LIKE TO SEE THE ABOVE BUILDINGS DEVELOPED TO INCLUDE THE FOLLOWING....?

Interpretations: There is no clear preference here in the choice of *development* of facilities in our village halls, parish rooms, chapel rooms and British Legion buildings. 20% wanted the facilities to be developed for entertainments, evening and weekends, followed by 18% interested in seeing social events and 17% for sports facilities. The level of *usage* in all four options range from 0% for daily use and 59% never using them at all.

Question 38 % of usage:	Daily	Weekly	Monthly	Occasionally	Never
Village Halls	1%	13%	16%	60%	10%
Parish rooms	1%	3%	7%	38%	51%
Chapel rooms	0%	11%	2%	28%	59%
British legion	0%	0%	0%	5%	95%

Question 39 Buildings developments:

- 20% Entertainments, evenings & weekends
- 18% Social events
- 17% Sports facilities
- 13% Citizens Advice Bureau
- 10% Book exchange
- 9% Information point
- 9% Internet access
- 4% Employment service

Action: To investigate further the possible development of the facilities within the buildings mentioned. Consult with committees in charge of running the buildings and support development for *all* those living in the Parish to access them. To investigate how appropriate each building would be for development of specific target groups.

To find out how much any developments would cost and consult with the Parish Council and NYMNP in accessing funding to rejuvenate the buildings for use. Any development, which might take place, must be sensitive to all local planning requirements. Support the eventual development of buildings and to bring them up-to-date with suitable equipment to expand social events within the community.

QUESTION 40: HOW WELL DO YOU CONSIDER THE COMMUNITY IS SERVED BY THE FOLLOWING ORGANISATIONS:

Interpretations:

	Very good	Good	Average	Poor	Very poor
Parish Council	21%	42%	28%	7%	2%
Scarborough Borough Council	1%	19%	42%	27%	11%
North Yorkshire County council	2%	16%	55%	19%	8%
North York Moors National Park	8%	41%	32%	12%	7%

DANBY PARISH PLAN

The above figures indicate satisfaction with the Parish Council and the NYMNP however it is clear that both the Borough Council and County Council do not have the full confidence of local people.

Action: Give access to the Parish Plan report to the four organizations concerned so that they may address issues raised.

QUESTION 41: IS SUFFICIENT PUBLICITY GIVEN TO PLANNING APPLICATIONS, WHICH AFFECT THE PARISH?

Interpretations: The raw data gives an almost three way split between Yes (35%), No (39%), and No Opinion (26%). There are no clear conclusions that can be drawn from these results.

However during this report the proposed erection of the Danby Beacon was initially refused planning permission (see question 46). However it now seems that the planning authority is looking at these plans again with a view to possible erection of the Beacon.

39% No
35% Yes
26% No opinion

Action: Parish Plan to be made available to Planning Authority.

QUESTION 42: THE PARISH CARETAKER HAS BEEN EMPLOYED FOR ALMOST TWO YEARS BUT HIS PRESENT CONTRACT EXPIRES IN AUGUST 2002. ARE YOU IN FAVOUR OF IT BEING RENEWED?



Interpretations: The clear response to this question shows that 95% were in full support for this initiative and 5% were not. If comments are to be taken into account for lack of support or knowledge then reference has to be made regarding the lack of information on this subject. Certainly the comments show us that although stronger support would be forthcoming people did not know this was taking place already, nor what the caretakers' duties were. Comments were certainly supportive of this venture. Although the views on sheep in the village appear equally divided. The strongest weight of feeling is given to the subject of payment and the view that the local authority should be paying for this service out of council tax.

Action: To ensure support for renewal and continuation of caretakers contract beyond December 2004 (contract was renewed). To advertise the scheme more widely throughout the Parish by accessing Notice Boards, Newsletter and Website in addition to present advertising of this activity. To raise the


DANBY PARISH PLAN

profile of this service by advertising the description of work that takes place so that people are aware of what the caretaker is responsible for.

To seek funding with the help of the National Park and Farm & Rural Community Scheme so that this scheme continues. To seek the extension of the caretakers hours and the areas in which s/he works.

QUESTION 43:

THE LIST BELOW IDENTIFIES SEVERAL WAYS IN WHICH WE CAN HELP TO CONSERVE THE ENVIRONMENT BOTH GLOBALLY AND LOCALLY. INDICATE THE FIVE YOU CONSIDER MOST IMPORTANT



Interpretations:

Re-cycling achieved the highest response with 23%. Although there is a mini recycling centre in Castleton comment was made regarding the recycling of plastics and possible doorstep collection. Scarborough Borough Council are to operate a pilot roadside collection but this may be restricted to urban areas.

Moorland sheep flocks scored 15%. Viewed as important to maintain the landscape by respondents. The Parish Council is proposing a village flock to keep the grass down and as part of our village heritage.

Renewable Energy is also a concern for 13% of respondents. Some suggestions made were wind farm, wind generators, solar heating and heat pumps.

10% indicated support for improved local transport and it is felt that this question has been responded to adequately in other parts of this report.

9% placed Bracken control in line with More Employment Locally and Wildlife Enhancement and scoring the same percentage. It could be that those wishing to increase employment locally and conserve wildlife may work in harmony together. This could relate with the Adult Learning/volunteer proposals where training in this field could lead to employment/improvements locally.

Action

This subject requires more in the way of education at both local and national levels. Continue to support programmes that control bracken and other initiatives, which maintain the moorland landscape.

23% Recycling

15% Keep the moorland sheep to maintain the landscape

13% Renewable energy

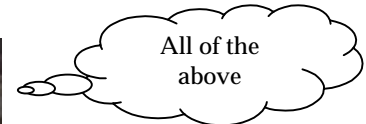

10% Improved public transport

9% More employment locally

DANBY PARISH PLAN

- 9% Bracken control
- 9% Wildlife enhancement
- 5% Traffic management
- 3% Improved rights of way
- 2% Car sharing
- 2% Local history promotion

QUESTION 44: WHICH OF THE FOLLOWING FEATURES DO YOU CONSIDER TO BE IMPORTANT TO THE CHARACTER OF THE PARISH AND WORTHY OF PROTECTION/ENHANCEMENT?



Interpretations: The moors, stonewalls and rivers/streams/ponds featured high in this question probably as they are the most visual feature of our landscape.

Action. To encourage the employment/training of young people in the country crafts (stonemasonry/hedge laying etc). (See questions 22 and 45)

- 28% Moors
- 17% Walls
- 15% Rivers/Streams/Ponds
- 12% Woodland
- 10% Village greens
- 10% Hedges
- 4% Archaeological heritage
- 3% Ditches

QUESTION 45: IF A LOCAL VOLUNTEER GROUP WERE FORMED TO PROTECT AND MAINTAIN ANY OF THE ABOVE FEATURES WOULD YOU CONSIDER BEING AN ACTIVE MEMBER?

Interpretations: 40% of respondents indicated that they would be prepared to offer their services in a volunteer work group. This does not show in what capacity they would be prepared to work but it does give a good starting point. At the end of this survey a number of projects will have been identified which a local 'taskforce' could undertake.

Action Identify the prospective volunteers and determine their skills. Creation of 'Task Group' to organise 'Volunteer Work Groups'

- 60% No
- 40% Yes

QUESTION 46: WOULD YOU SUPPORT THE PERMANENT MARKING OF DANBY BEACON AS A HISTORICAL SITE?

Interpretations: There is strong support for Danby Beacon to be marked as a historical site. At the moment this appears to be being dealt with by the Parish Council and NYMNP and others. There is no need for action at the moment other than to publicise this level of support.

DANBY PARISH PLAN

87% Yes
13% No



QUESTION 47: IF LOCAL FARMERS WERE TO ORGANISE OPEN DAYS OR EVENTS, TO SHOW LOCAL PEOPLE AND TOURISTS WHAT NORTH YORK MOORS FARMS ARE LIKE, WOULD YOU BE IN FAVOUR?

Interpretations: A very positive response **with 90% in favour**. Farmers could use open days etc. as a shop window for amongst other things, best practice, animal welfare and natural products. The important relationship between agriculture and the local economy, especially tourism was highlighted by the recent foot and mouth outbreak and once again perhaps more co-ordination between farmers and other local businesses in organising open days and promotional events could benefit all.

90% Yes
10% No

Action Identify farms willing to hold events/open days for locals and tourists. Support this diversification via grants and/or funding. Identify feasibility in relation to Health and Safety and insurance issues.

QUESTION 48: PLEASE LIST THE LEISURE ACTIVITIES PURSUED BY MEMBERS OF YOUR HOUSEHOLD IN THE PARISH

QUESTION 49: WHICH OF THE FOLLOWING DO YOU THINK WOULD BE APPROPRIATE TO IMPROVE THE PARISH?

QUESTION 50: IN RELATION TO THE FOOTPATHS AND BRIDLEWAYS – WOULD YOU LIKE TO SEE ANY OF THE FOLLOWING MADE MORE READILY AVAILABLE?

Interpretations: The list of leisure activities pursued would indicate a dearth of activities for those interested in the artistic/creative pursuits. Bowls, country dancing, cricket, darts, football, hockey, quoits, tennis and walking are all well represented. With regard to improvements in the condition of any sports and leisure facilities there is not real overwhelming support for any but an all weather surface for hockey, or better drainage, and general refurbishment of Danby village hall get good support.



DANBY PARISH PLAN

With regard to the list of possible improvements for the village 18% nominated a leisure centre, 11% a library, 10% a learner pool and 8% a skateboard rink. The question that wasn't asked was where would we site any of these developments, which would be an interesting move. However 13% voted for 'none of these' perhaps indicating the choice offered wasn't to their liking. Although the scores for the BMX Park and Skateboard Rink appear relatively low it is possible this does not reflect the view of young people within the Parish and may warrant further investigation. As there is so little on offer for young people locally we believe serious consideration should be given to these attractions.

In relation to footpaths and bridleways 35% wanted more maps of local footpaths and 21% leaflets of local walks to buy. This is a clear vote for more information about where we can walk, cycle and ride. This is an area very attractive for these pursuits but there is a shortage of books and leaflets. This move would bring in more visitors to walk and cycle, which will be good news for local businesses.

Questions 48: Various leisure activities are pursued within the Parish.

Question 49:

18%	Leisure centre
13%	None of these
11%	Library
10%	Learner pool
8%	Annual music/Arts festival
8%	Skateboard rink
7%	Utilising unusually buildings (Chapels, British Legion etc)
5%	Internet Café/Access points
5%	Golf Course
3%	BMX park
2%	More seating

Question 50:

35%	Maps of local footpaths
23%	No opinion
21%	Leaflets of local walks to buy
12%	Guided walks of the area
9%	Themed walks

Action: To investigate further the need for facilities which the youth of our community want/need. To seek areas in which these activities may be accessed and developed. Maps of local footpaths/bridleways and leaflets for local walks could be made available through local businesses as well as the NYMNP centres.

Danby Parish Council had planned to undertake a community surveying before the rewriting of the Parish Plan and the National Park Authority was able to add 3 questions to this document to ask local residents their opinions about The Moors Centre.

QUESTION 51: WOULD YOU LIKE TO SEE EXTERNAL FUNDING CHANNELLED TOWARDS FACILITIES AT THE MOORS CENTRE AND DEVELOPING AND INTERPRETING NEW THEMES?

Interpretations: The response to this was very positive, with 64% of respondents saying 'yes', they would like to see money spent on the centre to develop and expand it. It is interesting that more people had 'No opinion' 22% on this

DANBY PARISH PLAN

than were opposed to it 14%. This could reflect that fact that people don't always visit or use facilities that are on their doorstep, seeing them as facilities for the visitor and not for the local person, therefore they have no comment to make. However there is a large degree of local support for modernizing and investing in the Centre.

64% Yes

22% No

14% No opinion

QUESTION 52: WHAT DO YOU THINK THE MAIN THEME FOR AN EXHIBITION AT THE MOORS CENTRE SHOULD BE?

Interpretations: The three most popular answers are Wildlife, National Park landscape and conservation 35%, Using and Enjoying the NYM in a sustainable way 29% and Cultural Heritage of the NYM 16%

This demonstrates that local people see the centre as somewhere to find out about the National Park as an entity, its landscape, wildlife and the cultural heritage. They also see it as a place where people can find out what there is to do in the North York Moors, and how the area can be enjoyed. It could be that they see the Centre as a place where visitors learn about these things, rather than local people. Indeed this would seem to be borne up by some of the comments that were added, such as 'Educate walkers to avoid the problems with farmers' and 'Activities to get conservation message across'. The least popular themes were Local Produce, History of Land Management and Healthy Living & recreation.

35% Wildlife, the National Park landscape and conservation

29% Using and enjoying the NYM in a sustainable way

16% The cultural heritage of the NYM

9% Local produce

6% Healthy living and recreation in the NYM

5% History of land management and current estate management

THERE WERE A LOT OF INTERESTING COMMENTS MADE, SOME ARE INCLUDED HERE.

- Arts centre
- Close down and make it into houses for local people
- Local arts and craft
- Make exhibition area more interesting
- Activities to get conservation message across
- Educate walkers to avoid problems of farmers
- Renewable energy products
- Use grass area for local farmers market

DANBY PARISH PLAN

QUESTION 53: WHAT SORT OF FACILITIES WOULD YOU LIKE US TO DEVELOP AT THE MOORS CENTRE?

Interpretations: The interesting result here is that community internet access was the least popular option with only 17% of support locally, however a children's play area was the most popular suggestion with nearly 50% of respondents wanting to see that restored to the site. Being able to use the site for local meetings was also popular with 34% of people indicating that they would like that facility.

Once again the comments give an insight into feelings of local people, which can be very strong and quite varied; some are included here.

- Abolish car park charges
- Adult education courses and summer theatre
- Centre which pulls in large number of coaches in the season
- Climbing wall, BBQ area, bike shop and hire
- Environmental awareness computer programmes
- Farm shop/local business support
- It is fine as it is!
- Music festivals
- Too far from the village
- Use lecture theatre as a cinema for young people
- Wildlife and heritage centre

49% Children's play area

34% Venue for local meetings

17% Community Internet access

Summary: The results from the Danby Parish Survey are extremely interesting, providing a good picture of local feeling towards The Moors Centre, the use and development of its facilities. Despite some negative comments about the Centre and some of the National Park's policies there is generally strong support for the site. People want to see some of the local facilities restored such as a play area, which was obviously well used by local families and they miss it now it has gone. There is also an alternative way of examining the question about local facilities and the apparently least popular option of Internet access. Although it was the least popular option with only 17% of support that 17% percent equates to 75 people who would use the Internet, this would mean increased access to the Internet for 75 people from one local community and would make a big difference for them. Overall the challenge is to turn the negative responses around and make the centre more relevant to local people, removing the image that it is only for visitors, and give local people something that they can get from it too.

QUESTION 54: HOW WOULD YOU LIKE THE PARISH TO DEVELOP FURTHER?

Interpretations: There was quite a mixed bag of suggestions on how the Parishioners would like to see the Parish develop further. 27% want it to be a mixed community, 24% want it to be a working community and to stay as it is and 10% want a tourist centre. If any developments are to be made in the Parish then we must ensure that they are in keeping with the natural beauty and traditions of the countryside.

DANBY PARISH PLAN

- 27% 'Mixed' community
- 24% Working community
- 24% Stay as it is
- 10% Tourist centre
- 7% Retirement community
- 7% Commuter community.

QUESTION 55: ARE THERE ANY ADDITIONAL IDEAS/SUGGESTIONS/PROJECTS THAT MEMEBERS OF YOUR HOUSEHOLD WOULD LIKE TO SEE INCLUDED IN THE PARISH PLAN?

Interpretations: There were plenty of ideas, suggestions and projects that people would like to see developed in the Parish. Below we have named but a few so that a flavour can be sampled.

- Set up cycle routes from the Moors Centre
- Subsidise local shops to improve quality and range of goods
- A play area in Danby/Ainthorpe for local children
- Information on local events
- Better mobile phone coverage
- Get a grip of the speeding traffic problem
- More entertainment for all ages.
- Adult evening classes
- Return of sheep to village
- Swimming pool / leisure centre
- This area is lovely – ensure it is never spoilt
- Adequate parking in Castleton
- Wind farms
- Trains need to fit in with work times

As you can see by the above sample we are a diverse community and our ideas reflect this. One point of interest is that we are all aware of how beautiful a place we live in and wish to preserve this, but we also want improvement in some areas to make living here more enjoyable and prosperous. We need to be careful of any improvements within the Parish so that we continuously protect the outstanding natural beauty that we live in. However one of the things we have learnt in the exercise is that you can't keep all of the people happy all of the time.

QUESTION 56: HOW SHOULD THE RESULTS OF THIS SURVEY BE MADE KNOWN?

- Interpretations:
- 68% By an information sheet through every door
 - 18% By a public report
 - 8% By a public meeting
 - 6% Internet/web site

The Steering Group felt a combination of 'drop-in' days followed by an information sheet and access to the report via the Parish Council would be appropriate. The raw data & appendix may be viewed with the Parish Council by appointment.